


Student Count					Totals								
Major 1	Department	Primary	Campus	Progression Class	Full Part Time	Gender	Ethnicity						
Biosystems & Agr Engineering	Main	Undergrad - Freshm	Full Time	Female	Asian			2					
					Multi-Racial (two or more races)			2					
					Unknown			2					
					White or Caucasian			10					
					Total			16					
					Male	Black or African American			1				
						Multi-Racial (two or more races)			1				
						Unknown			2				
						White or Caucasian			12				
						Total			16				
						Total			32				
					Total							32	
					Undergrad - Sophm	Full Time	Female	White or Caucasian				14	
								Total			14		
								Male	Asian			1	
									Multi-Racial (two or more races)			1	
									White or Caucasian			11	
									Total			13	
								Total			27		
								Part Time	Male	White or Caucasian			1
										Total			1
								Total			1		
					Total							28	
					Undergrad - Junior	Full Time	Female	Black or African American				1	
								Decline to Respond				1	
								White or Caucasian				14	
								Total			16		
								Male	White or Caucasian				7
									Total			7	
								Total			23		
								Part Time	Male	White or Caucasian			2
										Total			2
								Total			2		
					Total							25	
					Undergrad - Senior	Full Time	Female	Asian				1	
								Multi-Racial (two or more races)				1	
Unknown				1									
White or Caucasian				29									
Total			32										
Male	Black or African American							1					
	Hispanic or Latino							1					
	Multi-Racial (two or more races)							4					
	Unknown							2					
	White or Caucasian							28					
	Total			36									

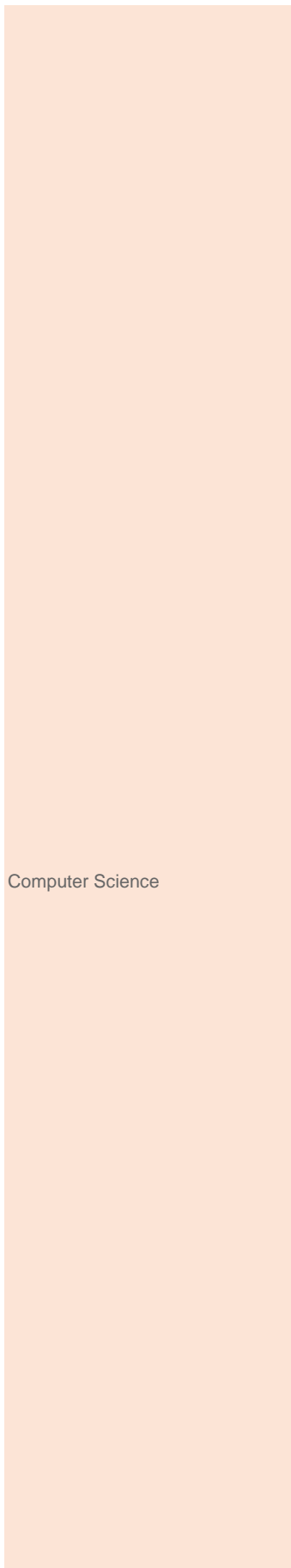
			Total	68
		Part Time	Male Unknown	1
			White or Caucasian	3
			Total	4
			Total	4
		Total		72
	Total			157
	Total			157
Chemical & Materials Engineeri	Main	Undergrad - Freshr	Full Time	Female
				Asian
				2
				Black or African American
				1
				Hispanic or Latino
				1
				Multi-Racial (two or more races)
				1
				White or Caucasian
				20
			Total	25
			Male	Asian
				8
				Black or African American
				1
				Hispanic or Latino
				3
				Multi-Racial (two or more races)
				3
				Unknown
				2
				White or Caucasian
				45
			Total	62
			Total	87
		Part Time	Male	Multi-Racial (two or more races)
				1
				White or Caucasian
				2
			Total	3
			Total	3
		Total		90
		Undergrad - Sophc	Full Time	Female
				Asian
				3
				Black or African American
				2
				Hispanic or Latino
				3
				Multi-Racial (two or more races)
				1
				Unknown
				1
				White or Caucasian
				22
			Total	32
			Male	Asian
				1
				Hispanic or Latino
				4
				Multi-Racial (two or more races)
				1
				Unknown
				2
				White or Caucasian
				31
			Total	39
			Total	71
		Total		71
		Undergrad - Junior	Full Time	Female
				Black or African American
				3
				Hispanic or Latino
				4
				Multi-Racial (two or more races)
				1
				White or Caucasian
				38
			Total	46

		Male	Asian	1
			Black or African American	4
			Decline to Respond	1
			Hispanic or Latino	2
			Multi-Racial (two or more races)	3
			Unknown	1
			White or Caucasian	54
			Total	66
		Total		112
	Part Time	Male	White or Caucasian	1
			Total	1
		Total		1
	Total			113
	Undergrad - Senior	Female	Asian	4
			Black or African American	2
			Decline to Respond	1
			Hispanic or Latino	2
			Multi-Racial (two or more races)	1
			Unknown	2
			White or Caucasian	62
			Total	74
		Male	Asian	14
			Black or African American	3
			Decline to Respond	1
			Hispanic or Latino	5
			Multi-Racial (two or more races)	8
			Unknown	6
			White or Caucasian	92
			Total	129
		Total		203
	Part Time	Female	Hispanic or Latino	1
			White or Caucasian	1
			Total	2
		Male	Asian	1
			Black or African American	2
			Hispanic or Latino	1
			Unknown	2
			White or Caucasian	6
			Total	12
		Total		14
	Total			217
	Total			491
Paducah	Undergrad - Fresh	Female	Black or African American	1
			White or Caucasian	1
			Total	2
		Male	White or Caucasian	6
			Total	6



			Total	8	
		Total		8	
	Undergrad - Sopho	Part Time	Female White or Caucasian	2	
			Total	2	
		Male	Black or African American	1	
			White or Caucasian	3	
			Total	4	
			Total	6	
		Total		6	
	Undergrad - Junior	Full Time	Female White or Caucasian	1	
			Total	1	
		Total		1	
	Part Time		Female Hispanic or Latino	1	
			White or Caucasian	7	
			Total	8	
		Male	Unknown	1	
			White or Caucasian	2	
			Total	3	
			Total	11	
		Total		12	
	Undergrad - Senior	Full Time	Female Asian	1	
			White or Caucasian	7	
			Total	8	
		Male	White or Caucasian	4	
			Total	4	
			Total	12	
	Part Time		Male Asian	1	
			White or Caucasian	1	
			Total	2	
			Total	2	
		Total		14	
	Total			40	
Civil Engineering	Total			531	
	Main	Undergrad - Freshr	Full Time	Female Asian	1
				Black or African American	1
				Multi-Racial (two or more races)	1
				White or Caucasian	9
				Total	12
		Male	Black or African American	3	
			Decline to Respond	1	
			Hispanic or Latino	2	
			Multi-Racial (two or more races)	3	
			Unknown	1	
			White or Caucasian	64	
			Total	74	
		Total		86	
	Part Time	Male	White or Caucasian	3	

		Total	3
		Total	3
	Total		89
Undergrad - Sophomore	Full Time	Female Asian	1
		Black or African American	3
		Multi-Racial (two or more races)	1
		White or Caucasian	7
		Total	12
		Male Black or African American	3
		Hispanic or Latino	2
		Unknown	1
		White or Caucasian	48
		Total	54
		Total	66
	Part Time	Female Black or African American	1
		White or Caucasian	1
		Total	2
		Male White or Caucasian	1
		Total	1
		Total	3
	Total		69
Undergrad - Junior	Full Time	Female Black or African American	1
		Unknown	1
		White or Caucasian	11
		Total	13
		Male Asian	2
		Black or African American	5
		Decline to Respond	3
		Hispanic or Latino	1
		Multi-Racial (two or more races)	1
		Unknown	1
		White or Caucasian	52
		Total	65
		Total	78
	Part Time	Female Black or African American	1
		White or Caucasian	1
		Total	2
		Male Asian	1
		Black or African American	1
		White or Caucasian	5
		Total	7
		Total	9
	Total		87
Undergrad - Senior	Full Time	Female Asian	3
		Black or African American	1
		Hispanic or Latino	1
		Multi-Racial (two or more races)	1




Computer Science

				No Answer	1	
				Unknown	2	
				White or Caucasian	23	
				Total	32	
			Male	Asian	4	
				Black or African American	4	
				Decline to Respond	2	
				Hispanic or Latino	5	
				Multi-Racial (two or more races)	1	
				No Answer	1	
				Unknown	5	
				White or Caucasian	95	
				Total	117	
			Total	Total	149	
		Part Time	Female	Black or African American	1	
				Unknown	2	
				White or Caucasian	3	
				Total	6	
			Male	Black or African American	1	
				Unknown	1	
				White or Caucasian	7	
				Total	9	
			Total	Total	15	
		Total	Total	Total	164	
	Total	Total	Total	Total	409	
	Total	Total	Total	Total	409	
	Main	Undergrad - Freshr	Full Time	Female	Black or African American	1
					Multi-Racial (two or more races)	3
					White or Caucasian	14
				Total	18	
			Male	Asian	8	
				Black or African American	5	
				Decline to Respond	1	
				Hispanic or Latino	2	
				Multi-Racial (two or more races)	4	
				Unknown	4	
				White or Caucasian	72	
				Total	96	
			Total	Total	114	
		Part Time	Male	Black or African American	1	
				Hispanic or Latino	1	
				White or Caucasian	4	
				Total	6	
			Total	Total	6	
		Total	Total	Total	120	
		Undergrad - Sophc	Full Time	Female	Black or African American	3
					White or Caucasian	11

		Total	14
	Male	Asian	9
		Black or African American	2
		Decline to Respond	1
		Hispanic or Latino	6
		Multi-Racial (two or more races)	4
		Unknown	3
		White or Caucasian	54
		Total	79
	Total		93
	Part Time	Female Hispanic or Latino	1
		Total	1
	Male	Unknown	1
		White or Caucasian	2
		Total	3
	Total		4
	Total		97
	Undergrad - Junior Full Time	Female Asian	1
		Hispanic or Latino	2
		Multi-Racial (two or more races)	2
		Unknown	1
		White or Caucasian	9
		Total	15
	Male	Asian	11
		Black or African American	4
		Decline to Respond	1
		Hispanic or Latino	6
		Multi-Racial (two or more races)	6
		Unknown	1
		White or Caucasian	84
		Total	113
	Total		128
	Part Time	Male White or Caucasian	4
		Total	4
	Total		4
	Total		132
	Undergrad - Senior Full Time	Female Asian	1
		Black or African American	1
		Hispanic or Latino	3
		Multi-Racial (two or more races)	1
		Unknown	1
		White or Caucasian	20
		Total	27
	Male	Asian	15
		Black or African American	4
		Decline to Respond	3
		Hispanic or Latino	5

			Multi-Racial (two or more races)	8
			Unknown	3
			White or Caucasian	142
			Total	180
		Total		207
	Part Time	Female	Asian	1
			Multi-Racial (two or more races)	1
			Unknown	1
			White or Caucasian	3
			Total	6
		Male	Asian	2
			Black or African American	1
			Hispanic or Latino	1
			White or Caucasian	9
			Total	13
		Total		19
		Total		226
		Total		575
	Total			575
Electrical and Computer Engineerir	Main	Undergrad - Freshr	Full Time	Female
				Asian
				Black or African American
				Multi-Racial (two or more races)
				White or Caucasian
				Total
				12
			Male	Asian
				5
				Black or African American
				10
				Decline to Respond
				1
				Hispanic or Latino
				4
				Multi-Racial (two or more races)
				4
				Unknown
				4
				White or Caucasian
				84
				Total
				112
			Total	124
		Part Time	Male	Hispanic or Latino
				1
				White or Caucasian
				2
				Total
				3
		Total		3
		Total		127
		Undergrad - Sophc	Full Time	Female
				Asian
				2
				Black or African American
				1
				Multi-Racial (two or more races)
				1
				Unknown
				1
				White or Caucasian
				3
				Total
				8
			Male	Black or African American
				5
				Decline to Respond
				1
				Hispanic or Latino
				1

		Unknown	1	
		White or Caucasian	56	
		Total	64	
	Total		72	
Part Time	Male	Unknown	1	
		White or Caucasian	4	
		Total	5	
	Total		5	
	Total		77	
Undergrad - Junior	Full Time	Female	Black or African American	1
			Hispanic or Latino	1
			White or Caucasian	6
			Total	8
		Male	Asian	6
			Black or African American	2
			Decline to Respond	2
			Hispanic or Latino	3
			Multi-Racial (two or more races)	4
			Unknown	4
			White or Caucasian	67
			Total	88
	Total			96
Part Time	Male	Black or African American	1	
		Hispanic or Latino	1	
		White or Caucasian	4	
		Total	6	
	Total		6	
	Total		102	
Undergrad - Senior	Full Time	Female	Asian	1
			Black or African American	3
			Multi-Racial (two or more races)	3
			Unknown	1
			White or Caucasian	18
			Total	26
		Male	American Indian or Alaskan Native	1
			Asian	12
			Black or African American	6
			Decline to Respond	2
			Hispanic or Latino	8
			Multi-Racial (two or more races)	8
			Native Hawaiian or Pacific Islander	1
			Unknown	8
			White or Caucasian	102
			Total	148
	Total			174
Part Time	Female	White or Caucasian	2	
	Total		2	



Mechanical Engineering

			Male	Asian	1	
				Black or African American	1	
				Hispanic or Latino	2	
				White or Caucasian	11	
				Total	15	
			Total		17	
		Total			191	
		Total			497	
	Paducah	Undergrad - Freshr	Part Time	Male	White or Caucasian	2
					Total	2
				Total	2	
				Total	2	
		Total			2	
	Total				499	
	Main	Undergrad - Freshr	Full Time	Female	Asian	1
					Black or African American	1
					Hispanic or Latino	2
					Multi-Racial (two or more races)	1
					Unknown	1
					White or Caucasian	19
					Total	25
			Male	Asian	4	
				Black or African American	5	
				Decline to Respond	3	
				Hispanic or Latino	6	
				Multi-Racial (two or more races)	10	
				Unknown	5	
				White or Caucasian	148	
				Total	181	
			Total		206	
			Part Time	Male	Hispanic or Latino	1
					Multi-Racial (two or more races)	1
					White or Caucasian	2
					Total	4
			Total		4	
		Total			210	
		Undergrad - Sophc	Full Time	Female	Asian	2
					Decline to Respond	1
					Hispanic or Latino	1
					Unknown	1
					White or Caucasian	21
					Total	26
			Male	Asian	8	
				Black or African American	9	
				Hispanic or Latino	4	
				Multi-Racial (two or more races)	3	
				Unknown	3	

		White or Caucasian	112	
		Total	139	
	Total		165	
Part Time	Female	White or Caucasian	2	
		Total	2	
	Male	Hispanic or Latino	1	
		White or Caucasian	4	
		Total	5	
	Total		7	
	Total		172	
Undergrad - Junior	Full Time	Female	Asian	1
			Black or African American	1
			Hispanic or Latino	4
			Unknown	1
			White or Caucasian	23
		Total		30
	Male	Asian	10	
		Black or African American	3	
		Decline to Respond	3	
		Hispanic or Latino	5	
		Multi-Racial (two or more races)	2	
		Unknown	5	
		White or Caucasian	126	
		Total	154	
	Total		184	
Part Time	Male	Multi-Racial (two or more races)	1	
		White or Caucasian	9	
		Total	10	
	Total		10	
	Total		194	
Undergrad - Senior	Full Time	Female	Asian	4
			Black or African American	3
			Multi-Racial (two or more races)	1
			Unknown	1
			White or Caucasian	44
		Total	53	
	Male	Asian	18	
		Black or African American	7	
		Decline to Respond	1	
		Hispanic or Latino	16	
		Multi-Racial (two or more races)	7	
		Unknown	6	
		White or Caucasian	226	
		Total	281	
	Total		334	
Part Time	Female	Black or African American	1	
		Decline to Respond	1	

			White or Caucasian	1
			Total	3
		Male	Asian	3
			Hispanic or Latino	2
			Multi-Racial (two or more races)	1
			Unknown	1
			White or Caucasian	18
			Total	25
		Total		28
		Total		362
	Total			938
Paducah	Undergrad - Freshr	Part Time	Female White or Caucasian	2
			Total	2
		Male	White or Caucasian	11
			Total	11
		Total		13
		Total		13
	Undergrad - Sophc	Part Time	Female White or Caucasian	1
			Total	1
		Male	Black or African American	1
			Hispanic or Latino	1
			White or Caucasian	3
			Total	5
		Total		6
		Total		6
	Undergrad - Junior	Full Time	Female White or Caucasian	1
			Total	1
		Male	White or Caucasian	10
			Total	10
		Total		11
		Part Time	Male Unknown	1
			White or Caucasian	5
			Total	6
		Total		6
		Total		17
	Undergrad - Senior	Full Time	Female White or Caucasian	7
			Total	7
		Male	Hispanic or Latino	2
			Native Hawaiian or Pacific Islander	1
			White or Caucasian	27
			Total	30
		Total		37
		Part Time	Male Hispanic or Latino	1
			Unknown	2
			White or Caucasian	5
			Total	8
		Total		8

		Total		45	
	Total			81	
Mining Engineering	Total			1019	
	Main	Undergrad - Freshr	Full Time		
			Female	Asian	1
				Unknown	1
				White or Caucasian	3
				Total	5
			Male	Asian	1
				Hispanic or Latino	1
				Multi-Racial (two or more races)	1
				Unknown	2
				White or Caucasian	14
				Total	19
			Total		24
			Total		24
			Undergrad - Sophc	Full Time	
			Female	White or Caucasian	3
				Total	3
			Male	Asian	1
				Black or African American	2
				Decline to Respond	2
				Multi-Racial (two or more races)	1
				White or Caucasian	9
				Total	15
		Total		18	
		Part Time	Male	White or Caucasian	2
			Total	2	
		Total		2	
		Total		20	
		Undergrad - Junior	Full Time		
		Female	Asian	1	
			Black or African American	1	
			Unknown	1	
			White or Caucasian	3	
			Total	6	
		Male	Multi-Racial (two or more races)	1	
			White or Caucasian	10	
			Total	11	
		Total		17	
		Part Time	Male	White or Caucasian	1
			Total	1	
		Total		1	
		Total		18	
		Undergrad - Senior	Full Time		
		Female	Hispanic or Latino	1	
			White or Caucasian	4	
			Total	5	
		Male	Black or African American	1	
			Hispanic or Latino	2	
			White or Caucasian	19	

				Total	22
				Total	27
		Part Time	Male	White or Caucasian	1
				Total	1
			Total		1
		Total			28
	Total				90
College of Engineering	Main	Undergrad - Freshr	Female	White or Caucasian	18
				Total	18
			Male	Asian	1
				Decline to Respond	1
				White or Caucasian	41
				Total	43
			Total		61
		Total			61
		Undergrad - Sophc	Female	Asian	1
				Decline to Respond	1
				Multi-Racial (two or more races)	1
				White or Caucasian	3
				Total	6
			Male	White or Caucasian	6
				Total	6
			Total		12
		Total			12
		Undergrad - Junior	Male	White or Caucasian	1
				Total	1
			Total		1
		Total			1
		Total			74
	Paducah	Undergrad - Sophc	Male	White or Caucasian	5
				Total	5
			Total		5
		Total			5
		Undergrad - Junior	Male	White or Caucasian	2
				Total	2
			Total		2
		Total			2
		Total			7
	Total				81
Engineering	Main	Undergrad - Senior	Male	White or Caucasian	1
				Total	1
			Total		1
		Total			1
		Total			1
	Total				1
Grand Total					3362